



ಬೃಹತ್ ಬೆಂಗಳೂರು ಮಹಾನಗರ ಪಾಲಿಕೆ
Bruhat Bengaluru Mahanagara Palike



BBMP COVID-19 WAR ROOM 12.01.2023

BBMP / COVID-19 WAR ROOM / BULLETIN – 1025/ 12.01.2023 / #BBMPfightsCOVID19



OVERVIEW OF COVID-19 IN BENGALURU

CASE TRENDS ACTIVE CASES **148**

Confirmed Cases

41

18,77,107[#]

Recovered Cases

45

18,59,968[#]

Death Cases

0

16,991[#]



HOSPITALIZATION

4

ICU – V

-

ICU

1

HDU

1

General

2

INCLUDES GOVT. QUOTA AND PRIVATE WALK-IN HOSPITALIZATION



VACCINATION

2,997

2,05,51,695[#]

First Dose

179

96,83,822[#]

Second Dose

731

94,91,945[#]

Precaution Dose

2,087

13,75,928[#]



TRIAGING

MTU

3

Tele Triage

33



ACTIVE CZs

0

MCZs (< 5 cases)

0

Clusters (> 5 cases)

0



TESTING

4,655

3,20,93,168[#]

RAT

1,202

RTPCR

3,452

Positivity :0.63%

*FOR LAST 7 DAYS

: indicates cumulative numbers till date



ABSTRACT OF COVID-19 SCENARIO IN BENGALURU


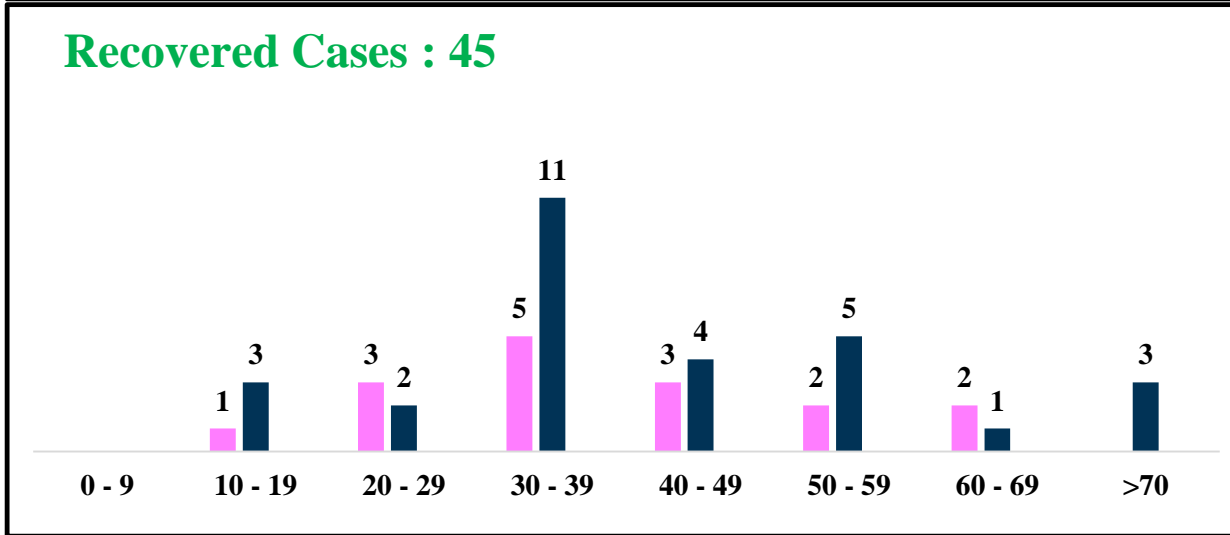
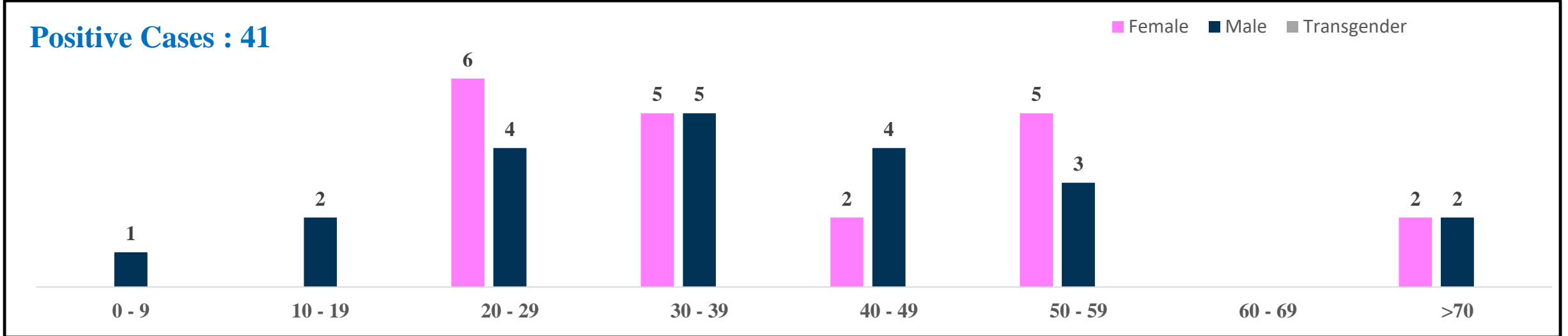


	MALE			FEMALE			TRANSGENDER			TOTAL		
	Last 24 Hours	Last 7 Days	Cumulative	Last 24 Hours	Last 7 Days	Cumulative	Last 24 Hours	Last 7 Days	Cumulative	Last 24 Hours	Last 7 Days	Cumulative
Positive Cases	21	112	11,06,834	20	92	7,70,077	0	0	196	41	204	18,77,107
Recovered Cases	29	151	10,94,425	16	119	7,64,413	0	0	187	45	270	18,59,968
Death Cases	0	0	10,761	0	0	6,226	0	0	4	0	0	16,991
Total Tests Done	In Last 24 hrs. : 4,655			In last 7 days : 32,536			Cumulative : 3,20,93,168					
Vaccine Doses Administered	In Last 24 hrs. : 2,997			In last 7 days : 17,737			Cumulative : 2,05,51,695					
ACTIVE CASES									148			

*Covid deaths occurred today : 00 | Covid deaths occurred beyond last 24hrs., reported today : 00



LAST 24 HOURS AGE GROUP AND GENDER WISE DISTRIBUTION

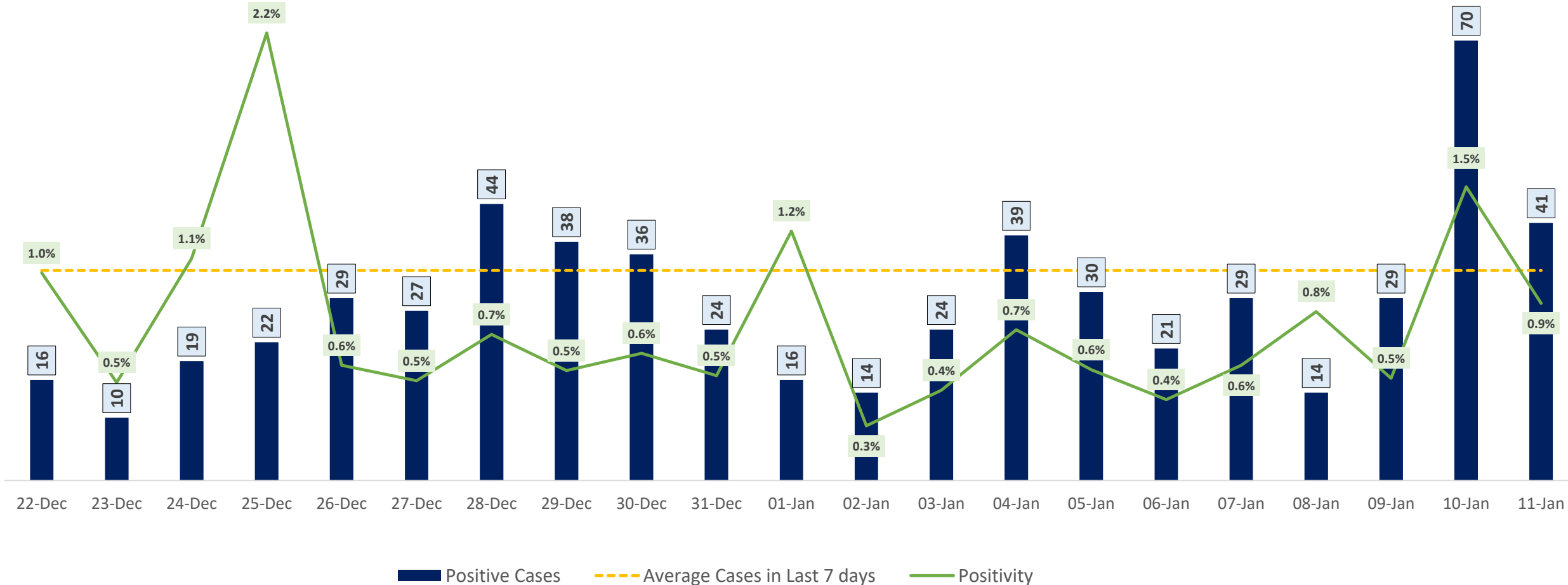




POSITIVITY RATE OF BENGALURU – LAST 21 DAYS



Average Cases in Last 7 days : 33

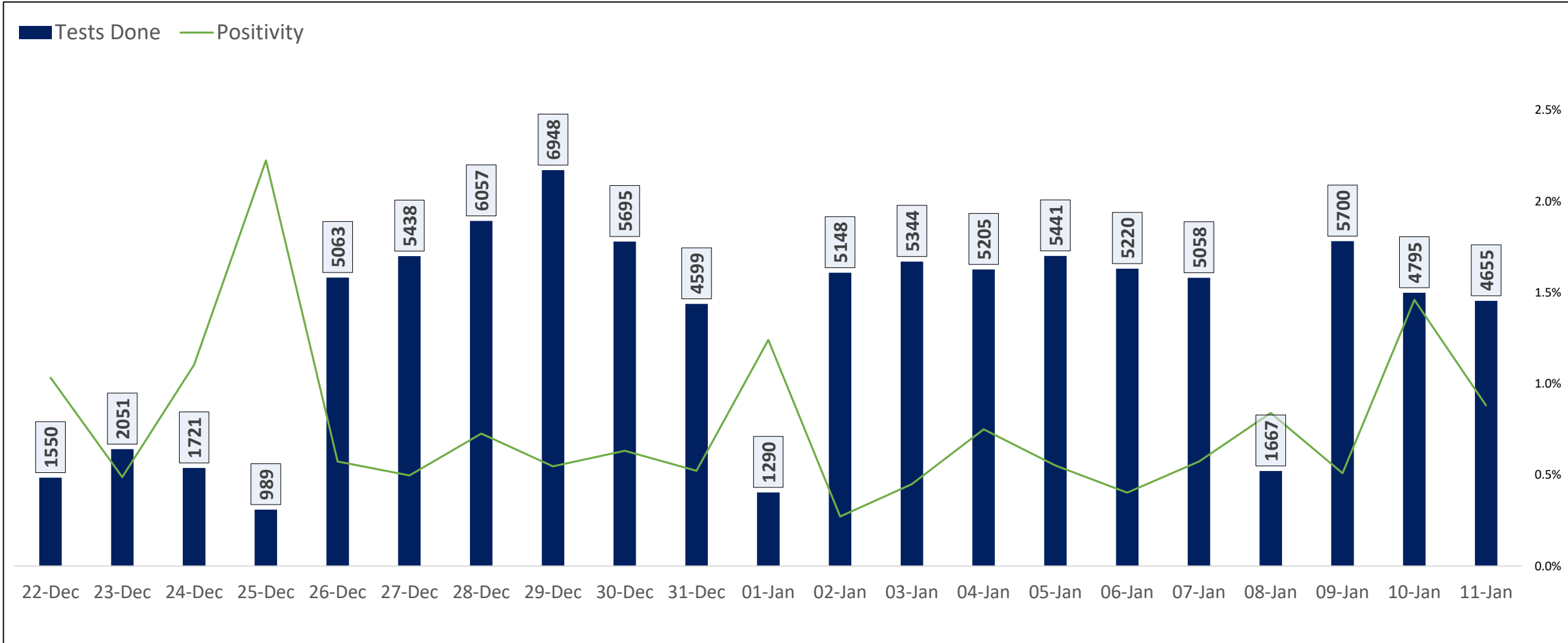




TESTING TRENDS IN BENGALURU

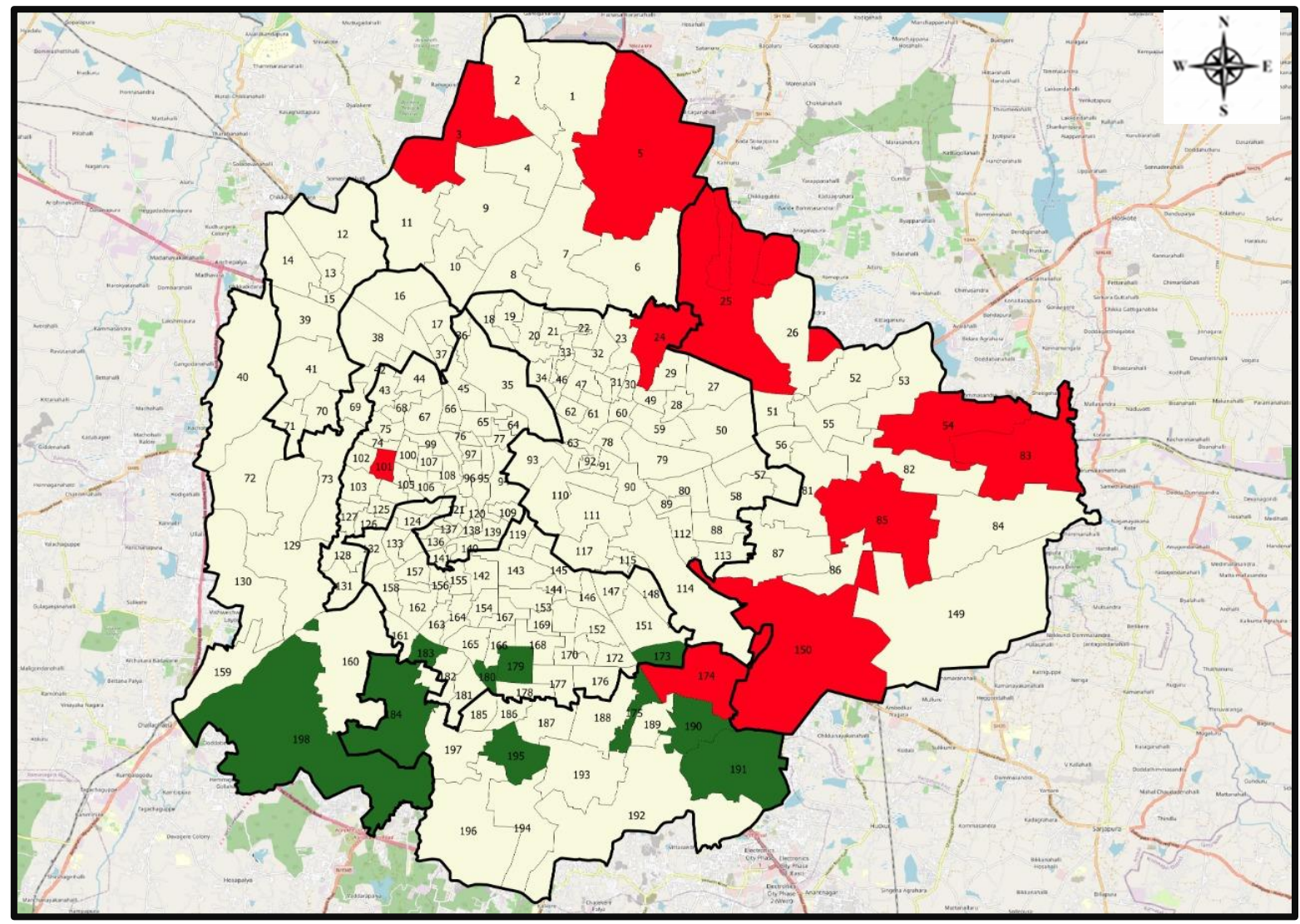


Total Test Conducted Till Date	Test Conducted Last 24 hours	Last 7 Days Average
3,20,93,168	4,655	4,648





BENGALURU URBAN MAP SHOWING TREND OF POSITIVE CASES IN LAST 7 DAYS



Top 10 wards reporting highest number of positive cases in last 10 days

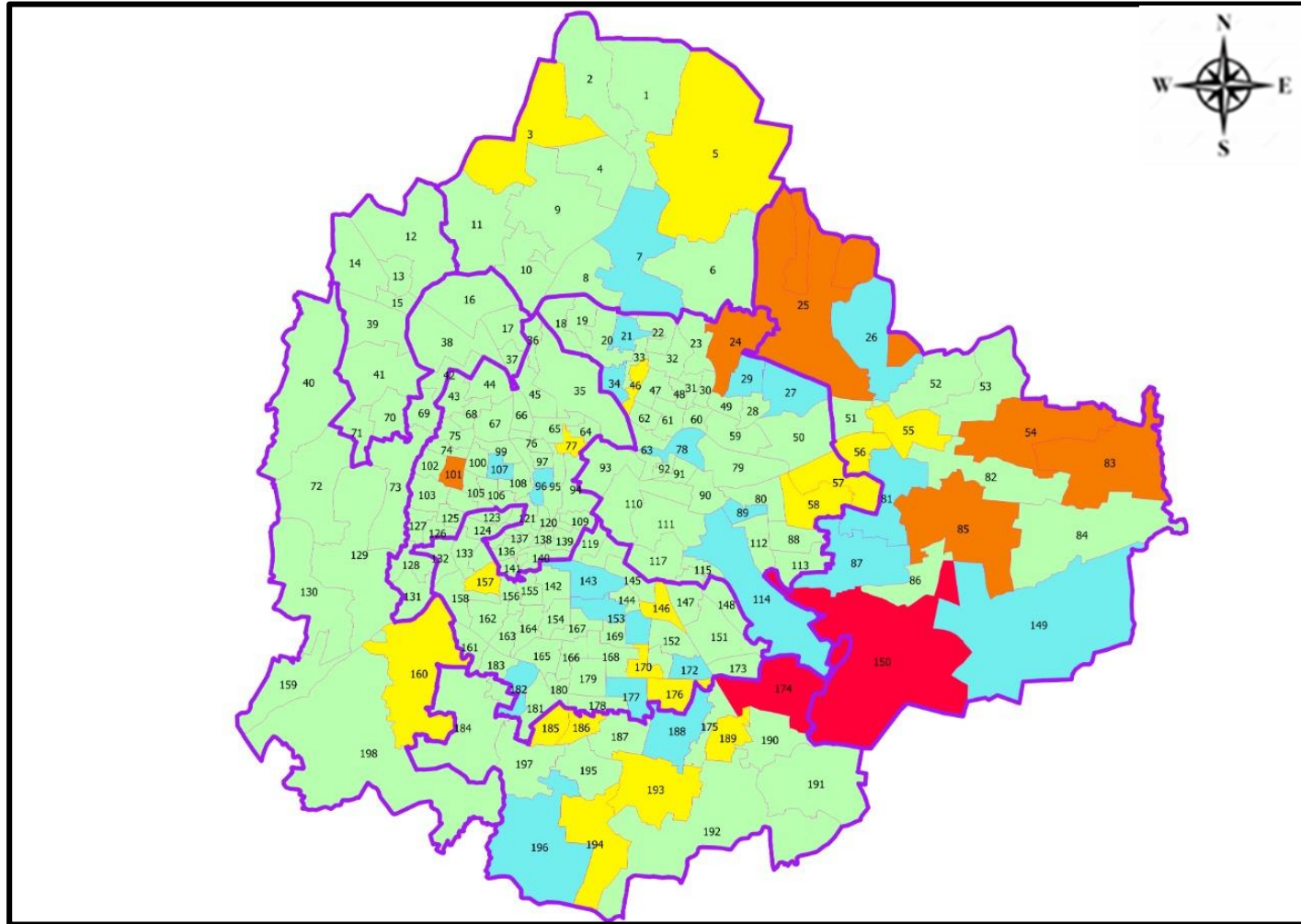
Ward No.	Ward Name	Daily Cases Average
150	Bellanduru	2
174	HSR Layout	2
83	Kadugodi	2
85	Dodda Nekkundi	2
54	Hudi	1
24	HBR Layout	1
25	Horamavu	1
101	Kamakshipalya	1
3	Atturu	1
5	Jakkuru	1







Top 10 wards reporting least number of positive cases in last 7 days

Ward No.	Ward Name	Daily Cases Average
198	Hemmigepura	0
195	Konanakunte	0
191	Singasandra	0
190	Mangammanapalya	0
184	Uttarahalli	0
183	Chikkalsandra	0
180	Banashankari Temple Ward	0
179	Shakambari Nagar	0
175	Bommanahalli	0
173	Jakkasandra	0



BENGALURU MAP SHOWING INTENSITY OF POSITIVE CASES IN LAST 7 DAYS



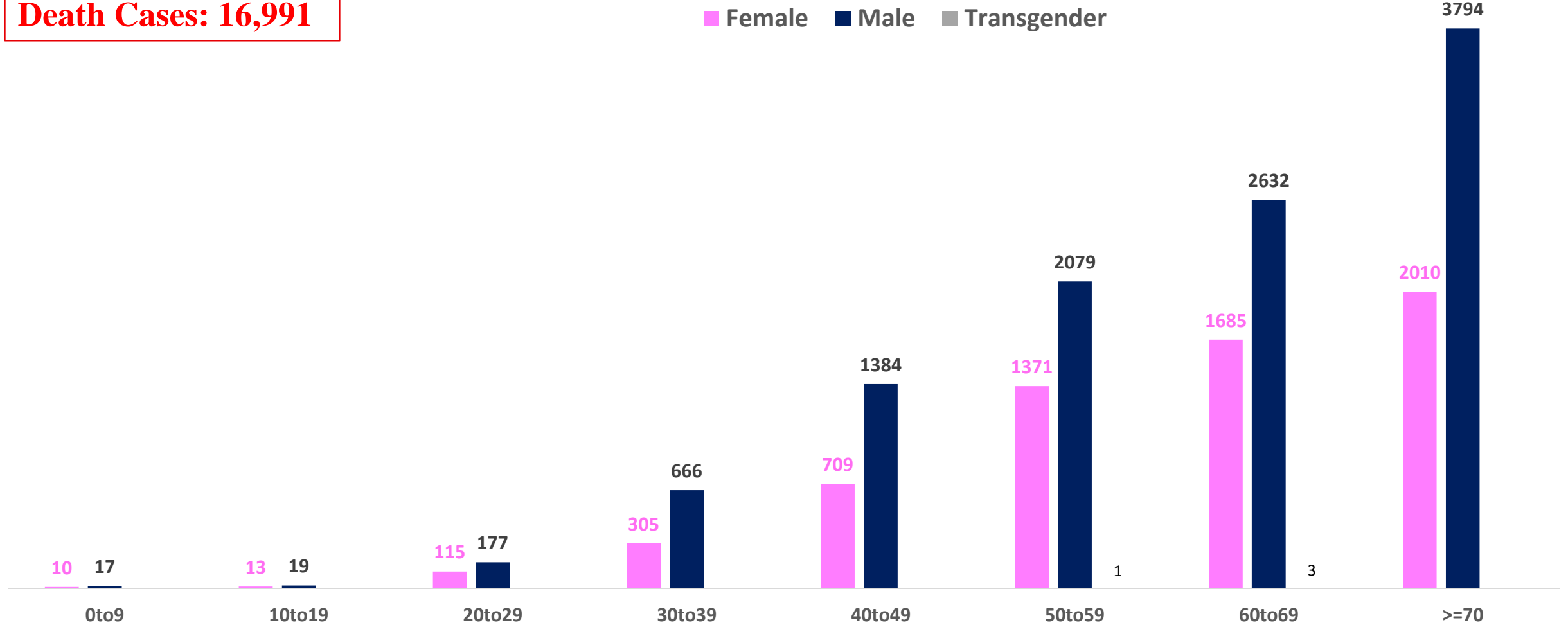
-  Level 1 : 0 to 1 Cases
-  Level 2 : 1 to 3 Cases
-  Level 3 : 3 to 5 Cases
-  Level 4 : 5 to 10 Cases
-  Level 5 : More than 10 Cases
-  Zone Boundaries



AGE AND GENDER WISE DISTRIBUTION OF DEATH CASES



Death Cases: 16,991





COVID-19 SCENARIO IN BENGALURU AND OTHER METROPOLITAN CITIES



CITY NAME	Positive Cases	Active Cases	Recovered	Deceased	Vaccine Doses Administered
New Delhi	20,07,295	24	19,80,749	26,522	3,73,17,328
Bengaluru*	18,77,107	148	18,59,968	16,991	2,37,78,980
Mumbai	11,54,247	37	11,34,464	19,746	2,21,34,555
Chennai	7,93,220	15	7,84,134	9,071	1,13,96,462

Source : <https://dashboard.cowin.gov.in/> at 5:00pm (12.01.2023)
Source : <https://www.covid19bharat.org/> at 5:00pm (12.01.2023)

*includes BBMP & Bengaluru Urban



SNAPSHOT OF COVID-19 CASES IN BENGALURU URBAN



**Total Wards With
0 Cases* :
111**

**Tests Conducted
on 11.01.2023:
4,655**

**Recovery
Rate*:
99.09%**

**Total
Active Cases :
148**

**Total Vaccinated
on 11.01.2023:
2,997**

**Positivity
Rate* :
0.63%**

**Active
Rate*:
0.01%**

**Case
Fatality Rate* :
0.00%**





*Total positive cases In the past 7 days

*CFR and positivity is for Past 7 days



ಬೃಹತ್ ಬೆಂಗಳೂರು ಮಹಾನಗರ ಪಾಲಿಕೆ
Bruhat Bengaluru Mahanagara Palike



Download BBMP Bulletin	https://apps.bbmpgov.in/covid19/mediabulletin.php
To register for vaccination :	https://selfregistration.cowin.gov.in/
BBMP COVID19 Dashboard:	https://apps.bbmpgov.in/covid19/
Follow us on:	 www.facebook.com/bbmp.comm1/
	 twitter.com/BBMPCOMM
	  BBMPSplHealth


Issued by:

Honorable Chief Commissioner, BBMP
Special Commissioner Health & IT, BBMP
MD, Bengaluru Smart City Limited

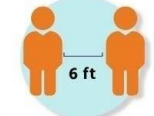
THANK YOU !


ಬೃಹತ್ ಬೆಂಗಳೂರು ಮಹಾನಗರ ಪಾಲಿಕೆ
Bruhat Bengaluru Mahanagara Palike

Stay Safe from COVID-19 Virus

 **Wear Mask**

Wash Hands Regularly 

 **Maintain Social Distance**

Get Vaccinated 

For more information around COVID-19 call the BBMP helpline number 1533

